







Setting Up



Chickens are very simple to keep if everything is set up correctly!

What do I need to keep chickens?

Product		Tips
<p>Predator proof house with plenty of run space. Ensure it is well ventilated & the run can be covered in the winter.</p>		<ul style="list-style-type: none"> • Chickens need a minimum of 1 square metre of run space per bird (ideally 3x that!). • Good ventilation in the hen house is crucial for hen health. • In the winter the run will have to be covered to comply with Avian Flu rules. • A fox proof run will mean you don't have to shut the birds in every night and let them out each morning. Foxes will dig under so a 'skirt' is essential.
<p>Feeders with 'fins' to prevent waste</p>		<ul style="list-style-type: none"> • Ideally hang up the feeder at chicken head height to prevent them sifting through the feed. • Fins in the feeder will stop them flicking the feed out onto the floor. • Have water up off the ground, either hanging or on bricks to stop it becoming dirty as the chickens dig.
<p>Grit Container</p>		<p>Small pot or feeder to put grit & oyster shell in. This is essential as the grit replaces the hens teeth and the oyster shell provides calcium for strong egg shells.</p>
<p>Age appropriate feed</p>		<p>Hens over 18 weeks old will need layers pellets or mash. We feed layers mash as it is much finer and takes them longer to eat so provides entertainment. Always get the best feed you can afford, chickens eat very little and a quality feed will ensure healthy hens and lovely eggs. Provide mixed grit & oyster shell ad lib</p>
<p>Treat Food</p>		<p>To get your chickens friendly and easy to handle feed a small handful of treat food each day. You can get them tame and easy to handle. Ensure treats only make up a small proportion of their diet, ideally feed later in the day so they have eaten enough layers feed.</p>
<p>Bedding for the hen house</p>		<p>Although the hens don't sleep on bedding (they roost on perches), they do a lot of droppings overnight. Bedding will make it easier to clean the house and is essential in the nesting box to keep eggs clean. Avoid hay or baled straw as they can harbour mites and dust spores.</p>